

NEW SIMPLEMESH



81-08



EN 1335 B
(su richiesta)

D.LGS. 81
del 2008

CAM (su
richiesta)

11M (su
richiesta)




THE PHOTO MAY INCLUDE OPTIONAL

DESCRIPTION

Simplemesh chair is renewed with a squarer backrest profile and slightly larger dimensions, offering a more defined presence while maintaining the elegance and simplicity that have always set it apart. Its harmonious lines blend with the height-adjustable lumbar support to ensure maximum comfort and adaptability for the user. The optional addition of a headrest provides complete support for neck and head, making New Simplemesh even more versatile. Equipped with all essential ergonomic adjustments, this chair stands out for its practicality and functionality. Perfect for modern workspaces, New Simplemesh, with its more structured backrest, combines comfort, style, and understated authority, easily adapting to different settings and preferences.

PLASTIC FRAME



Black

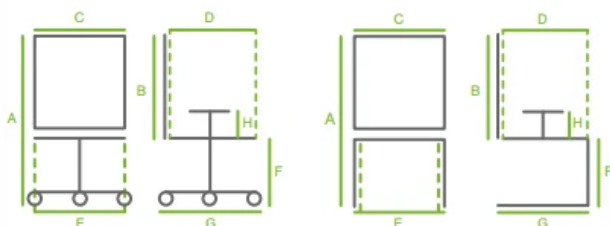
WEIGHT AND WARRANTY

110
KG

5
YEARS

Considering the maximum weight recommended by ITALIAN SEDIOLITI. For warranty conditions, please refer to the general sales conditions at the beginning of the list.

DIMENSIONS



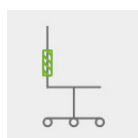
NW SM RT SY4
NW SM RT SY5

A B C D E F G H



BACKREST

Fixed and ergonomic, upholstered with mesh



LUMBAR SUPPORT

Height-adjustable lumbar support



SEAT (400)

Loaded polypropylene covered with high-density expanded resin (40kg/m³), 40mm thickness. Removable padding for easy replacement



MECHANISM (SY4)

Syncro mechanism with 4 locks, user weight-based adjustment, and anti-return device



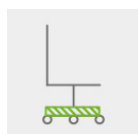
MECHANISM (SY5)

Syncro mechanism with 5 locks, user weight-based adjustment, and anti-return device



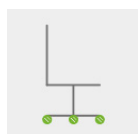
GAS

Class 4 gaslift



BASE

Nylon fiberglass-reinforced base with a removable metal safety ring, diameter 670mm



WHEELS

Self-braking W-type wheels for all floors

	Schienale RETE Sedile Cat. 1	
	Schienale RETE Sedile Cat. 2	
	Schienale RETE Sedile Cat. 3	
	Schienale RETE Sedile Cat. 4	

	Schienale RETE Sedile Cat. 1	
	Schienale RETE Sedile Cat. 2	
	Schienale RETE Sedile Cat. 3	
	Schienale RETE Sedile Cat. 4	

OPTIONAL

ARMRESTS



BR GOLF
Fixed nylon armrests



BR PAT
Fixed nylon armrests



BR 1D CE
Adjustable armrests in 1 dimension. PP pad

ARMRESTS



BR 2D CE PU
Adjustable armrests in 2 dimensions. PU pad



MC TRASLA SY4
Seat depth translator for SY4 mechanism



MC TRASLA SY5
Seat depth translator for SY5 mechanism

BASES



BA LX CR
Chrome-plated steel base, 700mm diameter



BA LX NR
Black painted steel base, 700mm diameter

HEADREST



APG SM
Fixed headrest, upholstered

UPHOLSTERIES



IMB SED 400
Replacement padding for seat 400

- Cat. 1
- Cat. 2
- Cat. 3
- Cat. 4

VARIOUS



SED 400 PU

CERTIFICATIONS



KIT PER 1IM (RT)
Backrest: fireproof mesh
Seat: fireproof fabric and resin (Berlin, Aurea Mood)

CERTIFICATIONS



KIT PER 1IM
Backrest: fireproof mesh
Seat: fireproof fabric and resin (Alba, Bonday, King, Mini&Melange, Inca).
Please contact one of our sales representatives



KIT EN 1335
For the EN1335B certified version, please contact one of our sales representatives